


FP-108A

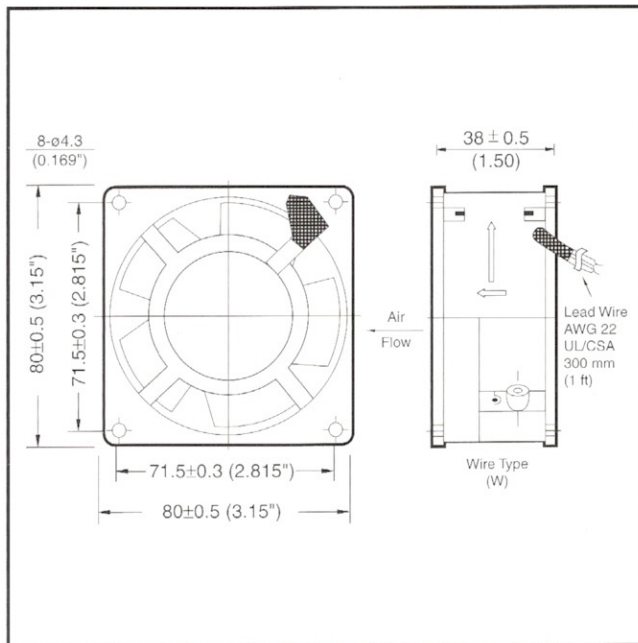
80x80x38mm ALPHA

DESIGN FEATURES

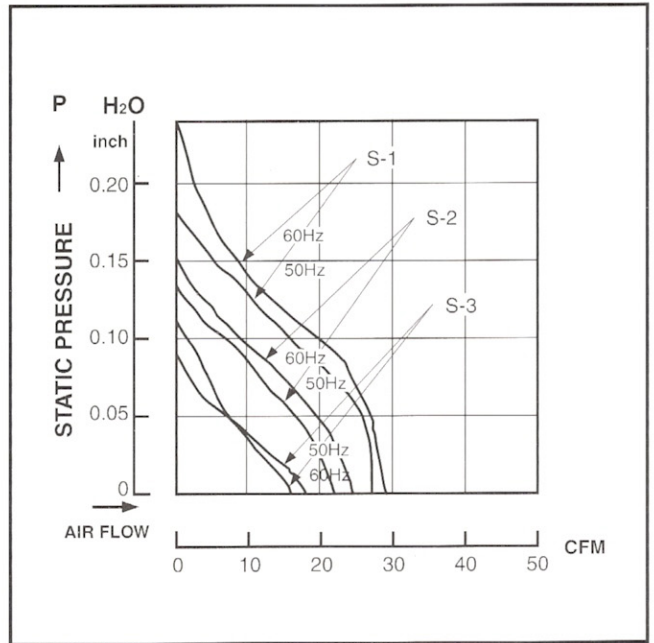
- *BEARING SYSTEM: SLEEVE BEARING & BALL BEARING
- *IMPELLER: PLASTIC WITH FIBER GLASS FILLED UL 94V-0
- *HOUSING: DIE CAST ZINC PAINTED BLACK OR NATURAL COLOR
- *MOTOR: SHADED POLE, IMPEDANCE PROTECTED
- *CONNECTING: WIRE LEADS
- *SPEED: S-1 HIGH SPEED TYPE
S-2 MEDIUM SPEED TYPE
S-3 LOW SPEED TYPE
- *OTHER VOLTAGE: 24, 48, 100, 380AC (50/60Hz) ARE AVAILABLE



DIMENSIONS:MM



PERFORMANCE



SPECIFICATIONS

Specifications are subject to change without notice

MODEL NO.	VOLT (VAC)	FREQUENCY (HZ)	AIR (CFM)	VOLUME (M ³ /MIN)	CURRENT (A)	POWER (W)	SPEED (RPM)	STATIC PRESSURE (INCH-H ₂ O)	NOISE (dBA)
FP-108A (S-1)	110/120	50/60	26/30	0.74/0.88	0.14/0.12	13/12	2300/2700	0.17/0.24	30/35
FP-108A (S-1)	220/240	50/60	26/30	0.74/0.88	0.10/0.08	13/12	2300/2700	0.17/0.24	30/35
FP-108A (S-2)	110/120	50/60	21/23	0.14/0.15	0.12/0.10	10/9	2000/2300	0.14/0.15	24/27
FP-108A (S-2)	220/240	50/60	21/23	0.14/0.15	0.08/0.06	10/9	2000/2300	0.14/0.15	24/27
FP-108A (S-3)	110/120	50/60	17/16	0.50/0.47	0.08/0.06	6/5	1700/1900	0.12/0.10	21/23
FP-108A (S-3)	220/240	50/60	17/16	0.50/0.47	0.05/0.04	6/5	1700/1900	0.12/0.10	21/23